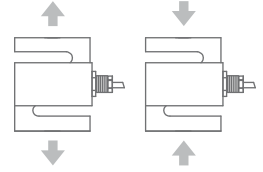





Capacity from 15 kg to 60 kg



- SPECIAL STEEL
- COMBINED ERROR $\leq \pm 0.02\%$
- PROTECTION CLASS IP65

CAPACITY	kg	ACCURACY CLASS	OIML	IECEx	Ex	EAC	NET WEIGHT OF LOAD CELL (kg)	CODE
15		C3	•	•	•	•	0.28	SA15
30		C3	•	•	•	•	0.28	SA30
60		C3	•	•	•	•	0.28	SA60

ON REQUEST

CERTIFICATIONS

OIML R60 C3

CERTIFICATIONS ON REQUEST

ATEX II 1GD (zone 0-1-2-20-21-22)

IECEx II 1GD (zone 0-1-2-20-21-22)

Complies with the Eurasian Custom Union regulations (Russia, Belarus, Kazakhstan)

COMPLEMENTARY ACCESSORIES



DESCRIPTION

Special steel ball-and-socket joint with nut
 Dimensions: Load cell capacity:
 M6x1 15 - 30 - 60 kg

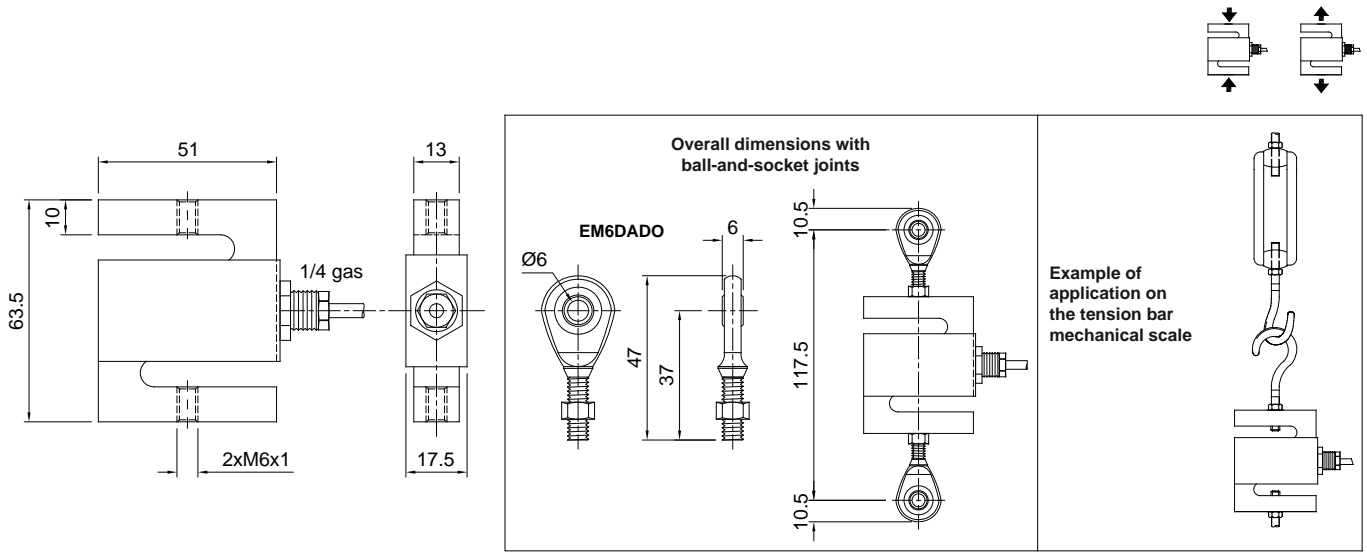
CODE

EM6DADO

SA

TENSION (COMPRESSION) LOAD CELLS

DIMENSIONS (mm)

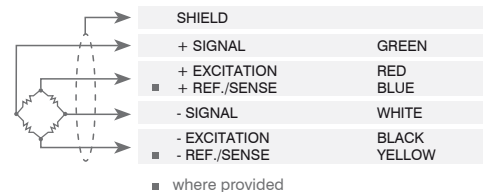


TECHNICAL FEATURES

Material	Special steel		
OIML R60 Accuracy class • Verification intervals	C3 • 3000		
Nominal load (E max)	15 - 30 - 60		
Minimum verification interval (V min)	E max / 8000		
Combined error	≤ ±0.02%		
Protection class	IP65		
Rated output	2 mV/V ±10%	Input resistance	381 Ω ±10
Temperature effect on zero	0.0017% °C	Output resistance	350 Ω ±10
Temperature effect on span	0.0013% °C	Zero balance	±1%
Compensated temperature range	-10 °C / +40 °C	Insulation resistance	>5000 MΩ
Operating temperature range	-20 °C / +60°C	Safe overload (% of full scale)	120%
Creep at nominal load in 30 minutes	0.03%	Ultimate overload (% of full scale)	300%
Max supply voltage without damage	15 V	Deflection at nominal load	0.2 mm

ELECTRICAL CONNECTIONS

Cable length	3 m
Cable diameter	4 mm
Cores	4/6 x 0.24 mm ²



The Company reserves the right to make changes to the technical data, drawings and images without notice.