

# PRODUCT CATALOG

**AICROV FILLING  
MACHINE  
ON PALLET - MODEL : SP1**



Semi-automatic machine from the "Plug & Fill" Series for filling weight filling of containers from 20 to 1500 liters, placed on a pallet.

**Main features:**

- Quick configuration and start-up.
- Easy to use.
- High reliability and durability of the equipment.
- Adjustable packaging height.
- Integrated control system.
- Does not require installation.
- ATEX certification (optional).
- Food grade (optional).

**SP1 OPERATION MODE****Steps for its implementation:**

1. Set up the filling recipe.
2. Adjust the height of the filling arm.
3. Place a pallet with empty containers.
4. Press the "release axes" button and position the dispenser on the bunghole of the container to be filled.
5. Press the "fill" button. The dispenser will go down, fill and return to its position.
6. Carry out points 4 and 5 as many times as there are containers on the pallet.
7. Remove the pallet with the full containers and place a new pallet.



## SP1 FILLING FUNCTION


Filling is the main function of this type of equipment and, therefore, all AiCROV machines use the **AicrovFill®** filling function, developed and tested over 22 years.

The goal: to fill the containers with your product in the shortest possible time and with the highest precision.

The filling time & filling accuracy ratio is adjustable.

Each product / company is unique, so that each machine is configured according to customer's needs.

Filling is done at two speeds, gross filling for about 95% of the container and fine filling for the rest.



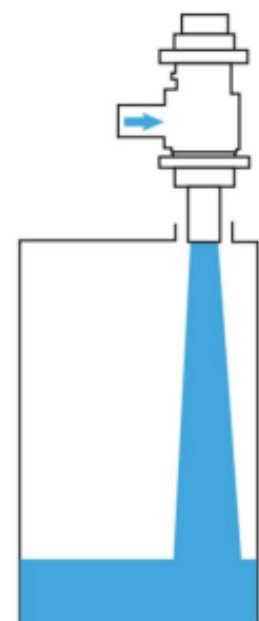
## UNDER BUNGHOLE FILLING MODE

In AiCROV machines, filling assembly is the electromechanical assembly that allows the vertical displacement of the dispenser.

Movement is electric by means of a gear motor and a belt.

This type of under bunghole filling mode is suitable for filling products that are non-foaming, nonflammable, non-explosive, with high density or viscosity, etc.

The dispenser descends until it is slightly inserted into the container and fills from that position.



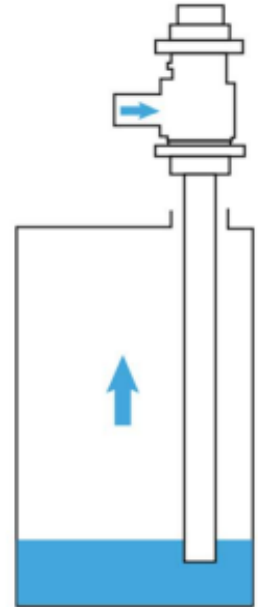


## IMMERSION FILLING MODE

Suitable for filling foaming, flammable and explosive products.

With the immersion filling mode, 3 different types of operation can be used:

1. **Under bunghole:** The dispenser works as if the filling was done under the bunghole (see under bunghole mode). It can be used as under bunghole dispenser.
2. **From the bottom of the container:** The dispenser descends to its lowest position and perform all the filling from that position. Suitable for extremely foamy products.
3. **Rising up with the product:** The dispenser raises as the container fills.



## IMMERSION FILLING OPTIONS

- **Without position control:** By pressing the filling button, the dispenser descends to the lower detector (adjustable) and opens. While filling, it rises at an adjustable speed (potentiometer on the control panel) to the safety detector, a position where the dispenser remains until the filling is complete.
- **With position control:** In applications where the position between product outlet and product level in the container is critical, we can find the automatic position control. The distance between the dispenser is set in the recipe (positive: above the product; or negative: inside the product) and during filling the dispenser automatically adjusts to that position.





AiCROV machines have three different ways of fine-tuning the filling of the container (fine-tuning meaning the moments before the end of the filling, in which we must reduce the flow to be able to adjust the final weight to the objective).

**1. Fine-tuning in machine:** Dispenser can switch from gross low to fine when necessary. The fine flow level is mechanically adjustable.

**2. Proportional fine-tuning:** The substitution of an actuator for the opening of the 3-position dispenser (closed – gross – fine) by a proportional actuator, allows the link of the opening level during refining with the filling parameters. Its adjustment is done from the operation panel and not mechanically. Suitable when products of different viscosity



## BASIC FUNCTIONS (1)

**Shock control:** When the operator presses “fill”, the dispenser descends until it is inserted into the container. If during the descent the scale detects an increase in weight (adjustable on the operation panel) the dispenser returns to its upper position and awaits the operator to press the button again.

**Final weight and filling up:** When the scale indicate that the nominal net weight value has been reached, the dispenser automatically closes. At this moment and for a period of time (adjustable on the operation panel), a filling quality control is carried out. In case the net weight value is below the nominal value, the dispenser will open again until the nominal value is reached. This operation can be repeated as many times as necessary.

**Anti-drip:** The machine has a draining function to facilitate the emptying operation of the line and the dispenser when finalizing a batch. In the operational panel, time and maximum weight allowed can be adjusted. When the operator presses " fill" with this function running, the dispenser lowers and opens for the established time or until the set weight is reached. (See FLUSHING accessory).

**Filling flow monitoring :** During filling, machine is calculating the flow value in kilograms per second and compares it with a theoretical flow value. If the during filling, flow value decreases approaching the value 0 for a while, the machine stops the filling with an alarm and notifies the operator.

This function can prevent spillage or malfunction of the equipment, pumps, pipelines, etc.

## WEIGHING SYSTEM

### 4.000 kgs weighing platform :

- U-Shaped weighing platform to allow in-feed and out-feed of pallets with a forklift.
- Built-in weighing platform to allow the use of any type of pallet.



### Weighing electronics:

- Top brand weighing electronic integrated in control system.
- Homologations:
  - CE-M
  - EN45501
  - OIML R-76
  - OIML R-61 (MID)
  - OIML R-51 (MID)



## CONTROL CABINETS

SP1 machine can have a control cabinet integrated into the machine itself or placed as an independent cabinet.

**Integrated:** Allows the mobility of the machine when meeting some technical requirements. Time required for installation and start-up is practically non-existent and can be carried out by the client himself.

**Independent:** Can be placed where the client requires it. The position and location of the machine is fixed. Installation must be carried out by specialized technical staff



## MATERIALS AND FINISHES

Materials and finishes of AICROV's machine are as following:





Materials:	Carbon steel
	Stainless Steel 304 (standard)
	Stainless Steel 316
Surface finishes:	Sandblasted (standard)
	Painted
	Epoxy painted

## CONTROL SYSTEM



CONTROLLERS:	SIEMENS S7-1200 (STANDARD)
	SIEMENS S7-1500
	AB COMPACT LOGIX
HMI:	SIEMENS TÁCTIL 4" COLOR (STANDARD)
	SIEMENS TÁCTIL 9" COLOR
	AB PANEL VIEW 7" COLOR



## INERTIZATION WITH NITROGEN

Many products need to be filled in oxygen-free atmospheres, either to prevent oxidation of the product or to prevent possible ignition in explosive or flammable. For these cases, AiCROV has an optional inert system that allows nitrogen or any other gas to be dosed before, during and at the end of the filling.



Through a dedicated valve, the piping assembly channels the gas to the dispenser and a special double jacket dispenser. Gas flows from the customer connection to the inside of the containers.

Timing of gas flowing can be selected at the HMI.

## ZONE CLASSIFICATION

No certification	Machine will not be installed in a classified area nor will it be used to fill explosive or flammable liquid products
Machine with classification <b>ATEX II 3G T4</b>	Machine will be installed in an area classified as 3G or 3GD but will not be used to fill explosive or flammable liquid products
Machine with classification <b>ATEX II 2G T4</b>	Machine will be installed in an area classified as 2G or 2GD and can be used to fill explosive or flammable liquid products



## TECHNICAL FEATURES

### Nominal production (products similar to water):

- 60 drums of 200 liters per hour
- 15 IBC of 1.000 liters per hour

**Weight:** 900 – 1000 Kgs.

### Scale resolution:

- 3.000 divisions: +/- 250 grams.
- 6.000 divisions: +/- 125 grams.
- 10.000 divisions: +/- 75 grams.

**Filling accuracy:** Greater than 75 grams.  
Adjustable according to precision needs and filling rate.

**Power supply:** 1 x 220 VAC + N + T

**Pneumatic supply:** 6 bars



## NOZZLES (1)



External opening dispenser

Internal opening dispenser



Special dispenser for the filling of open mouth containers. 3" nominal diameter.

Static closure for the filling of solidifiable or crystallizable products (optional).

Dispenser with double jacket for the contribution of nitrogen (optional)

More than 80 different combinations available depending on the product and container

## NOZZLES (2)



**Materials:**

- AISI 316L stainless steel (standard).
- Hastelloy.
- Titanium.
- PVC
- Teflon.

**Temperatures:**

- Up to 80° C (standard).
- Up to 210° C (optional).

**Input diameters:**

- 1"
- 1'5"
- 2'5"
- 3"

**Lance diameters:** from 15 mm to 80 mm.

**Lance length:** from 250 mm to 1300 mm.

**Product connections:**

- Male camlock (standard)
- DIN flange (optional)





# NOZZLES CHANGE

AiCROV machines dispensers are interchangeable easily, quickly, safely and without tools.

The operator doesn't need to manipulate any electrical or pneumatic connection to perform a change of dispenser



# SP1- UNDER BUNGHOLE FILLING

Min.: 1780 mm.  
Max.: 2700 mm.

Min.: 480 mm.  
Max.: 1480 mm.

1250

1250

1950

100°

Electrical & Pneumatic cabinet

Gas Hood (optional)

U form Mettler Toledo electromechanical scale platform.

Approximated weight: 900 kgs.  
Peso aproximada: 900 kgs.

All measurements are in international metric system.  
Todas las medidas según sistema métrico internacional.

	Nombre	Fecha	Nº Plano:	Rev.:	Fecha:	Dr.-A3H
		26/11/2013	3062-MG002			
Dibujado	<b>SP1 with short filling lance</b> <b>SP1 equipada con caña corta</b>					
Comprobado						

**AiCROV**  
autom. toco + control inox, s.l.

La información contenida en este documento se considera confidencial, queda completamente prohibida su duplicación, reproducción y distribución sin el consentimiento previo escrito de AiCROV S.L.

# SP1- FILLING BY IMMERSION

Min.: 2830 mm.  
Max.: 3630 mm.

Min.: 680mm.  
Max.: 1480 mm.

1250

1250

1950

100°

Electrical & Pneumatic cabinet

Gas Hood (optional)

U form Mettler Toledo electromechanical scale platform.

2700 mm.

Approximated weight: 1000 kgs.  
Peso aproximado: 1000 kgs.

All measurements are in international metric system.  
Todas las medidas segun sistema métrico internacional.

	Nombre	Fecha	Nº Plano: 3062-MG003	Rev.:	Fecha:	Dir-A3H
Dibujado		24/11/2013	<b>SP1 with short filling lance</b> <b>SP1 equipada con caña corta</b>			
Comprobado						

**AICROV**  
automatizado i control rovis, s.l.

La información contenida en este documento se considera confidencial; queda completamente prohibida su duplicación, reproducción y distribución sin el consentimiento previo escrito de AICROV, S.L.

## SHIPMENT

Preparation for sea shipment(with or without box):



Preparation for standard shipment



SP1	CC	NS	NE	AM	PTA	ACT	IN	I4	CH	C1	P4	NA
	-	-	-	AP	-	IND	-	I6	PI	C2	P9	3G
	CL	NN	EL	OT	EMP	OT	NI	AC	PE	C3	PX	2G
	1	2	3	4	5	6	7	8	9	10	11	12

- 1 Filling mode. CC- under bunghole; CL- by immersion.
- 2 Filling station with N2 input. NS - Yes; NN - No.
- 3 Filling equipment type. EL - electrical;
- 4 Type of fine-tuning. AM – Fine-tuning in machine; AP – Proportional fine-tuning; OT- Other.
- 5 Weighing platform type. PTA – Plataform in U; EMP – Embedded plataform; OT - Other.
- 6 Weighing electronics type. ACT - Verifiable; IND – non-verifiable; OT - Other.
- 7 Control cabinet situation. IN - Integrated; NI – Non-integrated
- 8 Machine materials. AC – Carbon steel; I4 - AISI 304 Steel ; I6 – Steel AISI 316; OT - Other.
- 9 Surface finish. CH - Sandblasted; PI – Standard Paint; PE – Epoxy painted; OT - Other.
- 10 Control type: C1 - Siemens S7-1200; C2 - Siemens S7-1500; C3 - Allen Bradley Compact Logic; OT – Other.
- 11 HMI type: P4 - Siemens 4”; P9 - Siemens 9”; PX: Allen Bradley; OT: Other.
- 12 Ex certification. NA – No certification EX; 3G - ATEX II 3G T4 certification; 2G - ATEX II 2G T4 certification

## ACCESSORIES

- |  |  |
|--|--|
| <ul style="list-style-type: none"> <li>Gas hood extractor.</li> <li>Drip collection cup.</li> <li>Anti-drip system.</li> <li>Filling records management.</li> <li>Electrostatic discharge control.</li> <li>Product hose holding arm.</li> <li>Cleaning system CIP.</li> <li>Draining set.</li> <li>Proportional filling.</li> <li>Product pump control.</li> <li>Connection with site.</li> </ul> | <ul style="list-style-type: none"> <li>Double filling scale.</li> <li>Front protection.</li> <li>Filling recipes.</li> <li>Nozzle support rack.</li> <li>Nozzle number control.</li> <li>Overflow detection.</li> <li>Additional scale for canisters.</li> <li>Integrated extractor in machine.</li> <li>Mobility base for SP1 Pallet guide on scale.</li> <li>Capping and sealing station.</li> <li>HMI rotation set.</li> <li>Accessory for filling bags.</li> <li>Cabin.</li> </ul> |
|--|--|



## GAS HOOD


Passive hood located between the nozzle and the bunghole of the container to be filled. It has a D40 connection to be connected to the extractor (optional).  
Made of polished stainless steel.  
Includes pointer to facilitate the work of the operator.



The gas hood supports and includes a product scraper and an anti-drip set (optional, several options).  
Easily removable front panel without the need for tools, including a transparent polycarbonate peephole

## DRIP COLLECTION CUP

Pneumatically actuated, a disposable aluminum cup is placed under the nozzle while in rest position.  
When the nozzle goes down, a pneumatic actuator previously moves the cup to a safety position.  
The cup can be removed and emptied by the operator without the need of tools



The standard cup supplied is a disposable aluminum cap, but optionally and on request, we can manufacture cups in different materials such as AISI 304, stainless Steel, PVC, or others.


Recommended for pasty, crystallizable or solidifiable products.

Suitable for food products.

## ANTI-DRIP SYSTEM

Actuated by the nozzle, a spoon collects the drained product from the nozzle and returns it to the container in the next movement of the nozzle.

With this system, is not necessary to change the drip collecting cup, the rest of the product is recovered in the next filled container.



The spoon is made of 304 stainless Steel, but optionally and on request, we can manufacture it in different materials such as PVC or others.

Recommended for non-pasty, non-crystallizable or solidifiable products.  
Not suitable for food products.

## FILLING RECORDS MANAGEMENT

HMI or operation panel generates a \*.csv type data file on an SD memory card placed on the back of the HMI itself. This file can be opened with any word processing program such as Microsoft Excel.




The systems save a line for each filled container. By default, the information is stored as: Date - Time - Container tare (Kg.) - Net dosed (Kg.).

Date	Time	Tare (kg)	Net (kg)
10/10/10	09:50:05	17,5	200,2
10/10/10	09:51:10	17,2	200,1
10/10/10	09:52:00	17,4	200,2
10/10/10	09:53:21	17,6	200,3

## ELECTROSTATIC DISCHARGE CONTROL

Electrostatic discharge of metal containers before and during filling is a mandatory requirement for products considered explosive or flammable, or when filling is done in ATEX classified environments.



Operator must place a clamp on each container to be filled. The clamp is connected to an electronic system that monitors that the container is grounded, giving the permission to proceed with the filling. The filling valve closes automatically if the system loses the filling permissive.

As functional safety, the system checks that the operator removes and reconnects the clamp after each filling.

## PRODUCT HOSE HOLDING ARM

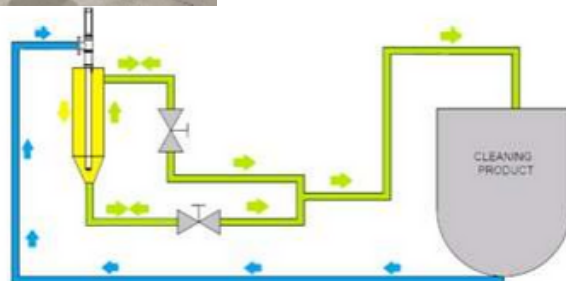
Depending on the position of the product connection to the product hose and its length (Please note that product hose is not supplied with the equipment), it will be necessary to support the weight externally, so that the nozzle doesn't have to support the weight of the hose with the product, limiting the useful life of the equipment.





CIP system is a mechanical assembly that allows the draining and subsequent internal and external cleaning of the nozzle.

The system works with pressure, which is capable of recirculate the cleaning product.



## DRAINING SET

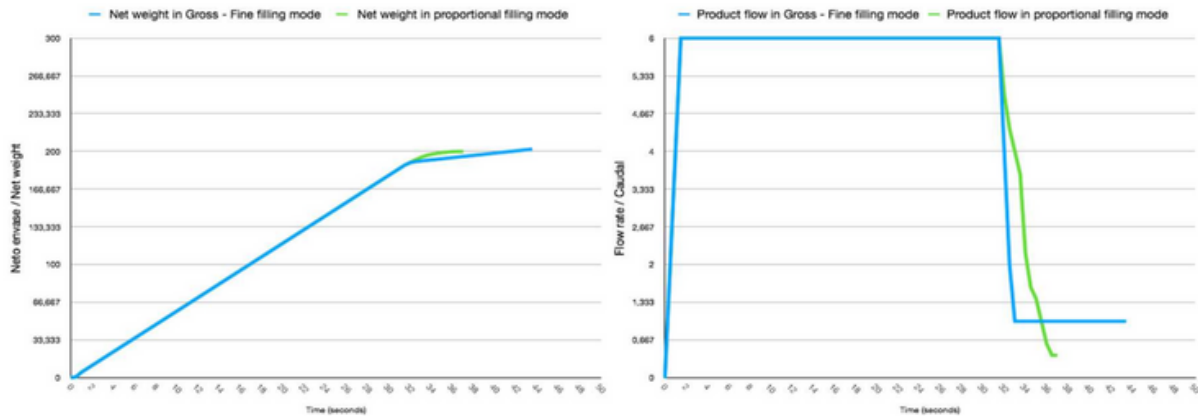


Draining set consists in a funnel on which the nozzle is placed. By means of a wringing program, it descends to a known position and opens.

The program ends when the established time for draining has expired.



# PROPORTIONAL FILLING



Proportional filling is used to increase the speed of the filling, decreasing the final refining time and increasing the productivity of the machine.

It can be done directly in the nozzle (a recirculation system or reduction of the product flow rate connected to the machine is recommended) or using other external methods such as product pump control, proportional valves, recirculation control, etc.

The objective is to control the product flow in real time according to filling level and speed.

# PRODUCT PUMP CONTROL

A control panel for the product pump is included in the equipment supply.

This panel includes magneto-thermal protection and a frequency variator to regulate the speed of the pump. Speed adjustment is made directly on the machine's operating panel.



This accessory can be used in two different ways:

- To turn on or turn off the pump and to switch from gross to fine flow. In this way, overpressures in the dispenser and the piping system are avoided.
- To regulate the flow, together with the "Proportional filling" accessory. In this case, the pump should not be more than 30 linear meters from the machine in order to be effective.

Different options are available for connecting the machine with site:

**Option 0: Standard.**

Standard on all machines. 3 x potential-free output signals: machine running, alarm, gross filling, fine filling.

**Option 1: 4In / 4Out.**

4 x potential-free input signals: filling permissive, valves open, free, free. 4 x potential-free output signals: machine running, alarm, gross filling, fine filling.

**Option 2: Simple industrial communication.**

4 x input signals: filling permissive, paths open, free, free. 4 x output signals: machine running, alarm, gross filling, fine filling. With the “Proportional filling” accessory, the required flow signal is included in kgs per second.

**Option 3: Complex industrial communication.**

Same as above but with filling parameters communication (nominal value, fine tuning value).

**Option 4: Customized.**

During the project definition phase, communication variables are agreed.

## DOUBLE FILLING SCALE

Perfect system to increase production when filling IBCs (not operative with other container formats).

The operator may be removing a filled IBC and placing another IBC on one scale while the machine is filling on the second scale.

Separation accessories between scales are not included.





## FRONTAL PROTECTION

At some point in the filling process, product splashes may appear during refining, during cleaning, when filling with air supply, etc. In order to protect without disturbing the vision of the operator, a 4mm polycarbonate or a 4mm tempered glass can be placed as frontal protection.

Example of machine filling Hot MFL T at 180°C.



## FILLING RECIPES

SP1 filling machine operation is very simple.

1. Working or stopped,
2. Automatic or Manual,
3. Nominal value to fill,
4. Tuning value,
5. Various values depending on options.

Using the recipe system allows to save in the HMI terminal hundreds of predetermined recipes, so that the operator only has to select the correct one according to the

product or container or according to the work order to be carried out. Recipes can be named with the code that customer prefers: batch number, product, family, SAP...

Nombre de entrada	Valor
Valor nominal	200,0
Tolerancia Llenado	1,0
Valor de Afinado final	5,0
Modo de Llenado	Subiendo con ...
Tara Bidon	60,0
Tiempo Subiendo	2500
Peso Subida Caña	25,0

## NOZZLE SUPPORT RACK



Different nozzle Support racks are available:

- Support for 2, 4, 6, 8 o 10 nozzles.
- Support for 2, 4, 6, 8 o 10 nozzles and a cleaning station.
- Support for 2, 4, 6, 8 o 10 nozzles with a dedicated cleaning station per nozzle.

## NOZZLE NUMBER CONTROL

Do you have different nozzles? Do you have different product families to be used on the same machine? The chance of error should be minimized to the maximum?

For this, we have a nozzle coding system. The system confirms that the nozzle mounted in the machine is the one chosen in the active recipe.

If the number of the selected nozzle doesn't correspond to the one mounted, the machine doesn't allow filling.



## OVERFILLING DETECTION

An electro-pneumatic system placed in the nozzle detects if the level of the product inside the container is higher than the safety level.

The machine stops filling with an alarm and waits for instructions from the operator.

## ADDITIONAL SCALE FOR CANISTERS

Using an additional smaller capacity scale, we can convert a SP1 filling machine into a semi-automatic LSG machine for filling containers from 1 to 60 liters. In the operation panel, the operator selects in which scale he wants to fill so that one platform or the other is monitored.

In this way, small containers can be filled with correct weighing accuracy.



## ACTIVE GAS EXTRACTOR





## MOBILITY ACCESSORY

Allows to move the machine to be able to use it in different locations.  
The product hose, electrical power cable and pneumatic connection are disconnected and can be repositioned using a forklift.




## PALLETS GUIDE IN SCALE

Helps to position the pallet on the scale




# CAPPING, UNCAPPING AND SEALING STATION

Capping, uncapping and sealing station for drums and containers.



## CABIN



Scan to visit our website for more details.